



MIT delta v

2022
COHORT

22

TEAMS

65

STUDENTS

WOMEN

55%

MEN

45%

2.95

AVERAGE
TEAM SIZE

INDUSTRIES REPRESENTED



ARTIFICIAL
INTELLIGENCE



ENERGY




BIOTECH



FINANCIAL
SERVICES




CLOTHING
& APPAREL



GOVERNMENT
& MILITARY



COMMERCE
& SHOPPING



HEALTHCARE



CONSUMER

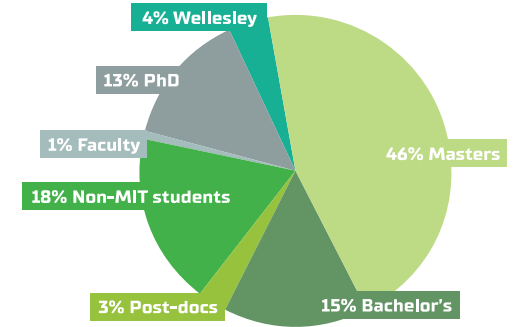


SOFTWARE



EDUCATION

DEGREES



SCHOOLS

